



Total Solution Provider in Saw Device

SA1732AM

AWS, RF-Tx SAW Filter
Revision 0:



- Electrical Characteristics
 - Package Dimensions
 - Testing Environment
 - Frequency Characteristics
-

SAWNICS Inc.

460 Cheonheung-ri, Seonggeo-eup, Cheonan-si, Chungcheongnam-do, 330-836 / Korea.
Tel: +82 41 550 9372 / Fax: +82 41 550 9399 / www.sawnics.com

□ Electrical Characteristics

Maximum Ratings

Parameters Description	Unit	Minimum	Typical	Maximum
Operating Temperature Range	°C	-10	-	+85
Storage Temperature Range	°C	-40	-	+85
Maximum DC Voltage	V	-	-	0
Maximum Input Power	dBm	-	-	10
Source Impedance (single ended) ⁽¹⁾	Ω	-	50	-
Load Impedance (single ended) ⁽¹⁾	Ω	-	50	-
Package type & size	M			
Length x Width	mm ²	-	3.0 x 3.0	-
Height	mm	-	-	1.3

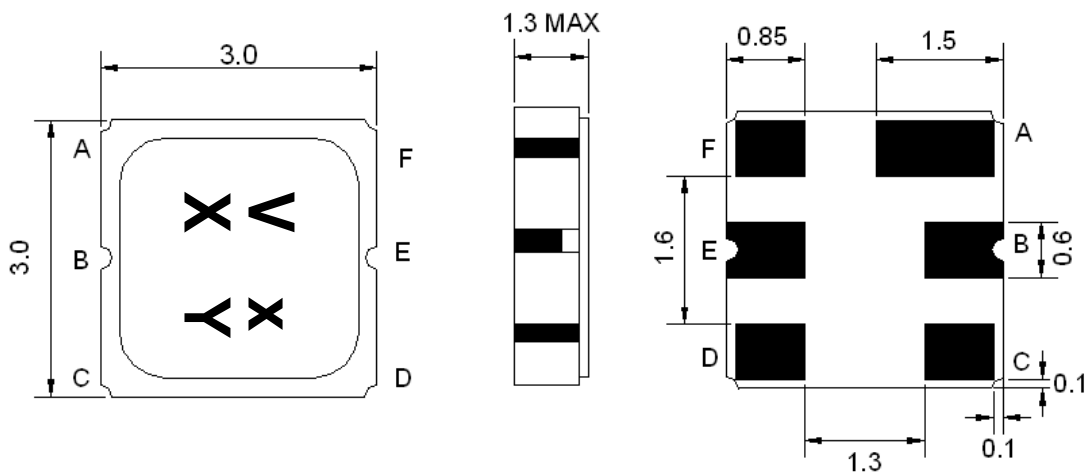
Electrical Specification

Parameters Description	Unit	Minimum	Typical	Maximum
Center Frequency (Fo)	MHz	-	1732.5	-
Minimum Insertion Loss	dB	-	2.7	3.2
Amplitude Ripple within 1710.0 ~ 1755.0 MHz	dB _{p-p}	-	1.2	2.0
Attenuation:				
D.C ~ 1541.5 MHz	dB	45	48	-
1541.5 ~ 1586.5 MHz	dB	45	48	-
2110.0 ~ 2155.0 MHz	dB	35	43	-
3000.0 ~ 3600.0 MHz	dB	15	20	-
Return Loss within 1710.0 ~ 1755.0 MHz	dB	8	11	-

Notes : (1) No Matching Network (Ref. Testing Environment Circuit as shown below).

(2) Insertion Loss is excluding PCB Loss. (PCB Loss, 0.2dB)

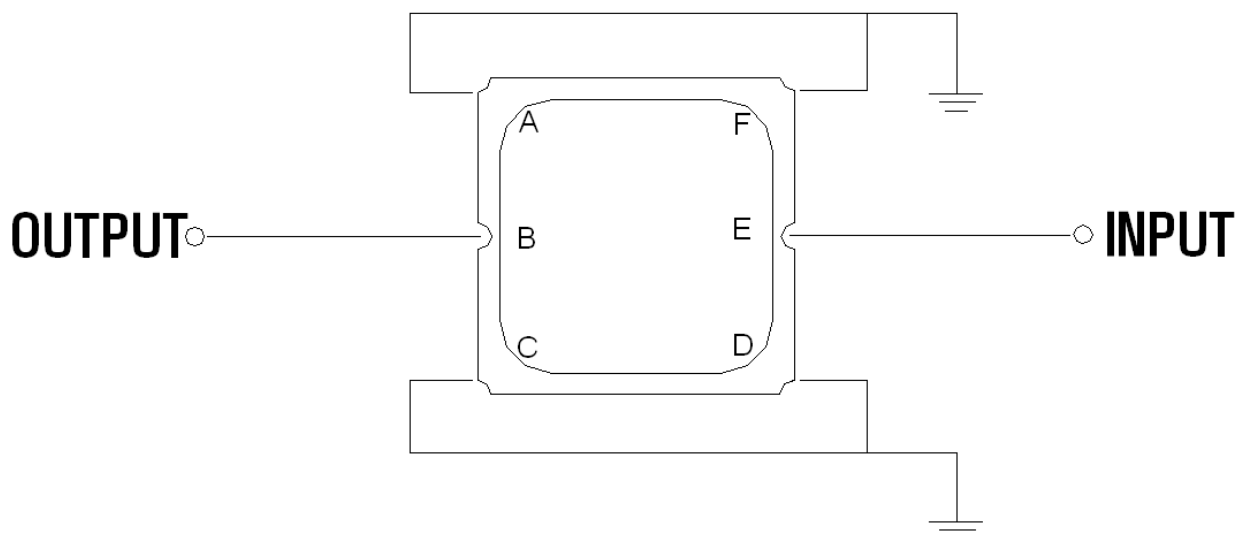
Package Dimensions



Marking Descriptions	
V	AWS Application
x	Series Number
X	Date Code(Year)
Y	Date Code(Month)

Pin Description	
A, C, D, F	Ground
E	In
B	Out

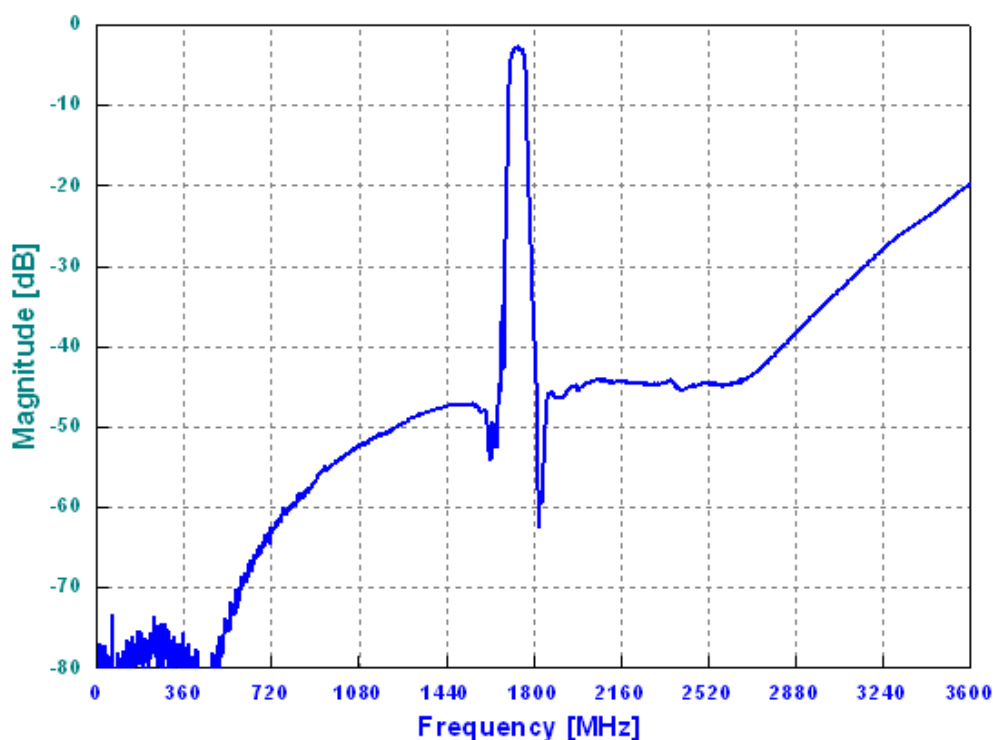
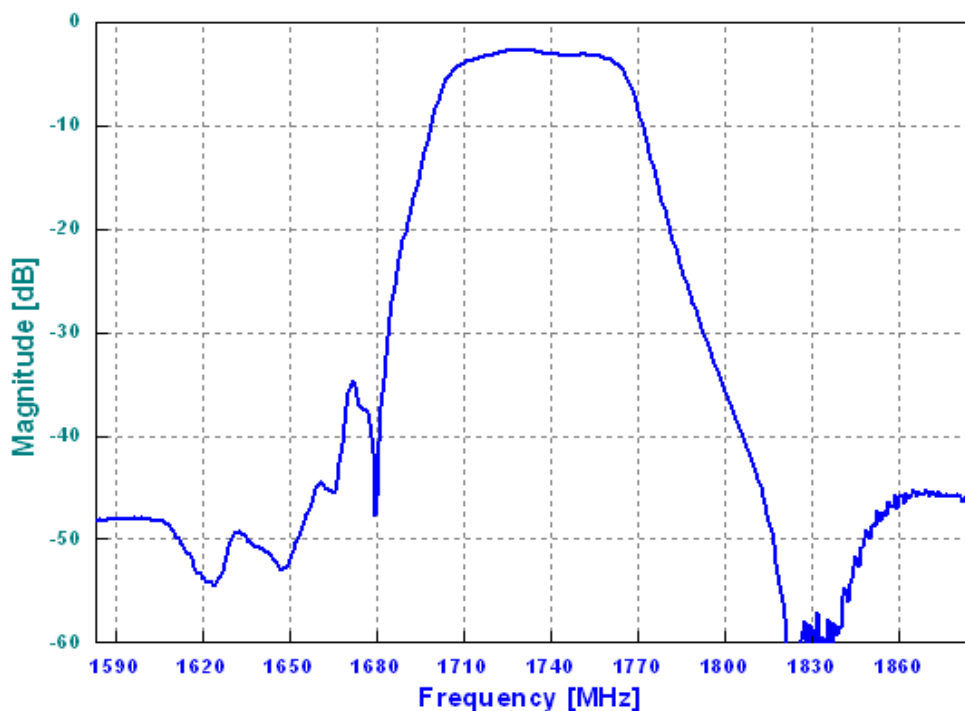
Testing Environment



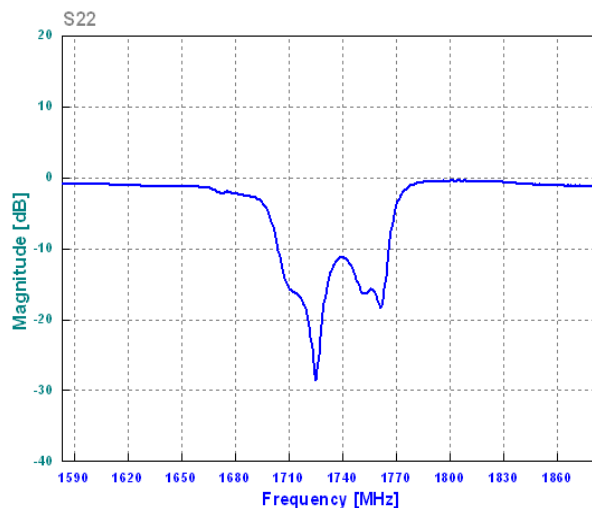
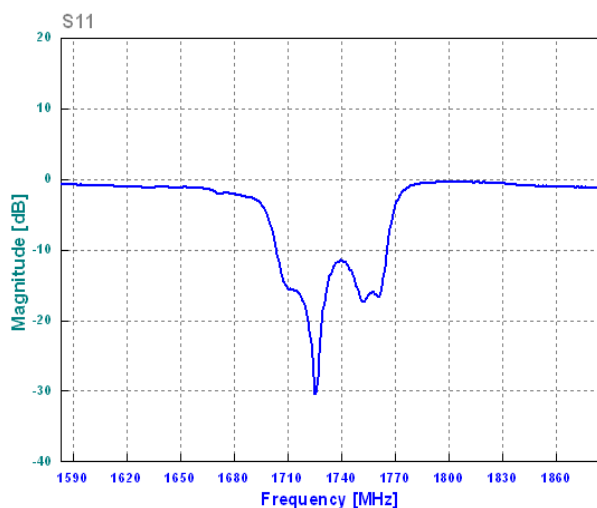
Source & Load Impedance: 50 Ω

□ Frequency Characteristics

Frequency Response



Return Loss



Smith Chart

